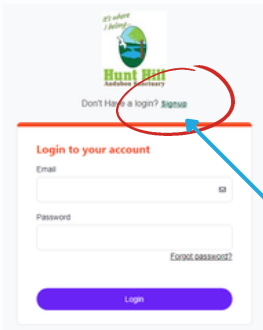




HOW TO SET UP AN ACCOUNT FOR: WWW.HUNTHILL.ORG

READ ALL INSTRUCTIONS BEFORE BEGINNING



1) CLICK THIS LINK:

<https://friendsofhunthill.perfectmind.com>

2) CLICK SIGN UP

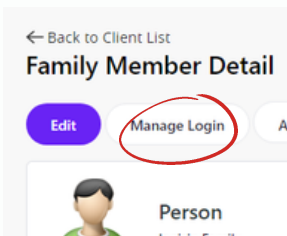
The signup link is located immediately below the Hunt Hill logo.

3) ENTER YOUR DETAILS

Birthdate Note: Many of our programs and membership levels, have age requirements, so you will be asked for your birthdate. Although accuracy is preferred, if you do not feel comfortable sharing your full birthdate, please input January 1 - and then your birth year

4) RECEIVE PASSWORD

You will receive a confirmation email with a temporary password. Copy that password.



5) RESET PASSWORD

On your Hunt Hill account page, just above the person icon, there is a 'Manage Login' button. Click it to enter the temporary password and then enter the password of your choice. Be sure to save your new password.

6) OPTIONAL: ADD FAMILY MEMBERS

Who to Add:

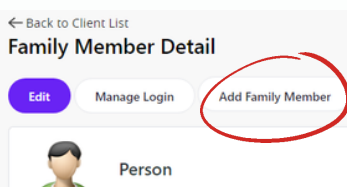
Only add:
spouse/partner and
any person(s) under
your care

The Primary:

The person who adds
family members is the
'Primary'.

Accounts:

Every family will have only one
login and password (the Primary's)
to access all members. Each
member has their own profile.



How To Add: On your Hunt Hill account page, above and slightly to the right of the person icon, there is an 'Add Family Member' button. Click it. A screen will pop up asking for details about the family member. Fill in complete and accurate information and hit 'Submit'. Complete this step for each family member.

7) CONGRATULATIONS! YOUR ACCOUNT HAS BEEN CREATED!

Click [HERE](#) to learn how to purchase a membership.