

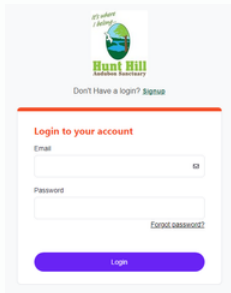
It's where I belong...



Hunt Hill  
Audubon Sanctuary

# HOW TO SIGN UP FOR A PROGRAM OR EVENT

READ **ALL** INSTRUCTIONS BEFORE BEGINNING



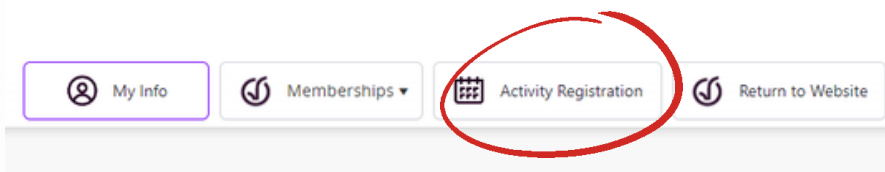
## 1) CLICK THIS LINK:

<https://friendsofhuntill.perfectmind.com>

## 2) LOGIN

Enter your email and password.

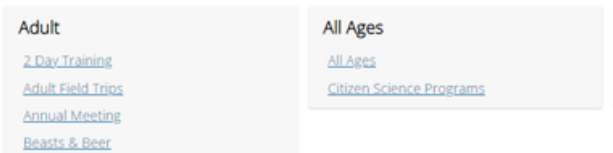
Haven't created a log in yet? Check out [these instructions](#).



## 3) ACTIVITY REGISTRATION

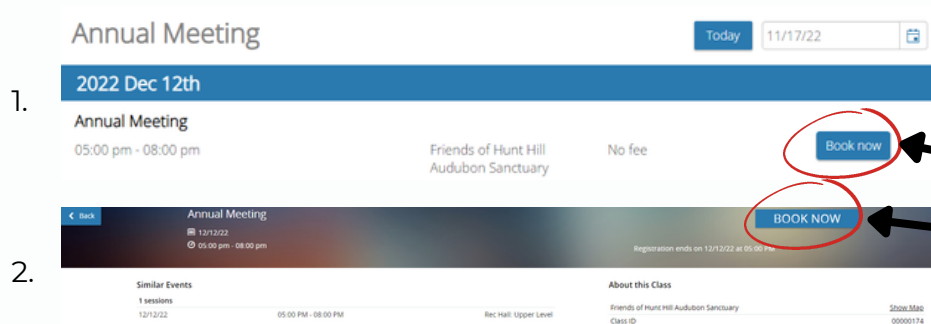
From your Client Page, click on the 'Activity Registration' button towards the top-middle of your page.

### Select an Activity



## 4) PICK YOUR ACTIVITY

You will be brought to the Activity List. Find the program or event you want to attend and click on it.



## 5) BOOK NOW - TWICE

The details of the event will pop up.  
1. Click on the Book Now button. A screen with more details will pop up.  
2. Once again, click Book Now in the upper right corner.

## 6) ADD PEOPLE, ANSWER QUESTIONS

The next screen will ask you to click on the check boxes to the left of the person/people you want to sign up. Click the relevant boxes. Then click 'Next' in the lower right corner of the page. Answer or skip the question(s), then click 'Next' again.

## 7) CHECK OUT PAGE

Review the information on this page. Be sure that the people you want to register are listed in the left column and the cost matches what you expect. If all looks correct, hit the 'Place Order' button on the right side of the screen. The final screen will confirm your registration and give you the option to print a receipt.

