

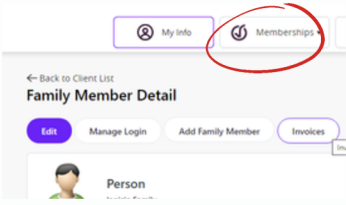


HOW TO PURCHASE A HUNT HILL MEMBERSHIP

READ **ALL** INSTRUCTIONS BEFORE BEGINNING


1) LOG IN TO YOUR ACCOUNT <https://hunthillnaturecenter.perfectmind.com/>

Don't have an account? Click [HERE](#) for instructions.



2) CLICK ON THE MEMBERSHIP BUTTON

Located in the top-middle of your account page, click the 'Membership' button and then choose 'Buy Membership' from the drop down list.



3) CHOOSE YOUR MEMBERSHIP LEVEL

Individual:
Level for people ages 18+

Senior/Student:
People under the age of 18 or over the age of 55

Family:
Can include up to 2 adults and 5 youth (your children or grandchildren)

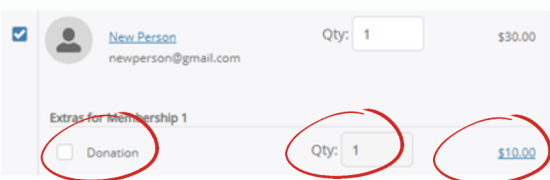
4) WHO ARE YOU BUYING MEMBERSHIPS FOR?

If you have added family members to your account, all family members will be listed on this page. Click the box to the left of each person's name that you want to purchase the same membership level for, then click 'Continue'.

Note About Family Membership: It may look like it is \$75 per person, but it is not. It is \$75 total. On the family membership page, check each person you want recognized under your family membership.

Note About Grandchildren: If you would like grandchildren recognized under your membership, call Hunt Hill (715-635-6543) or email info@hunthill.org to have them added under your membership. The child must have an account under their parent before we can give them access to your family membership benefits.

Note About Purchasing Different Membership Levels for Individuals in Your Family: If members of your family need different levels of membership, follow the steps in these instructions for a member of your family. When you get to the cart - before processing payment - click on the 'Membership' button on the top middle of the page and repeat this process for the next person in your family.

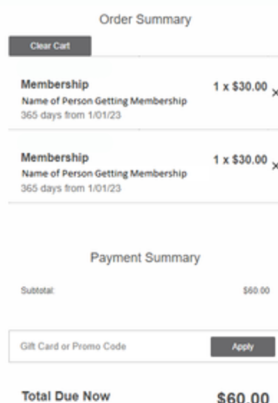
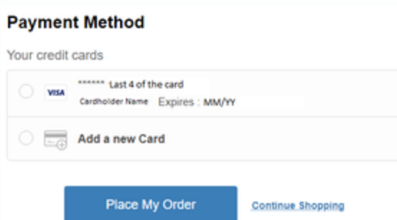


5) OPTIONAL DONATION

If you'd like to give a donation in addition to your membership, you have to check the box by 'Donation' and select your quantity. Quantity will increase in increments of \$10. If you do not check the box, no donation will be added to your cart. Click "Continue" at the bottom of the page. (You can ignore the 'Payment Plan' dropdown.)

6) QUESTIONNAIRE

For each person you have selected a membership for, a few questions will appear. These are optional to answer. Click 'Add to Cart' after reviewing/answering the questions.



7) PAYMENT PAGE

On the right side of the page, you will see the Order Summary. Review the summary. If you want to remove something, click on the 'x' to the right of the item. Once the summary reflects what you'd like to purchase, go to the left side of the page and click on 'Add new card' - or select a card you already have on file. Once these steps are complete, click the 'Place My Order' button. Your order will be placed! On the final screen you will have the option to print a receipt.

8) CONGRATULATIONS AND THANK YOU, YOU ARE A MEMBER!

Have Questions? Call 715-635-6543 or Email info@hunthill.org